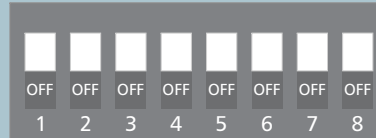


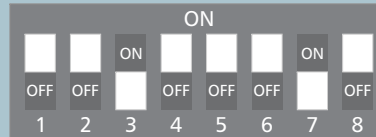
SU4-SOPRANO Typical Dip-Switch Settings

front panel
I/O



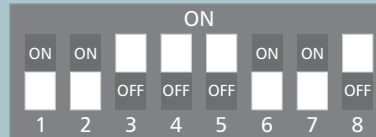
RS-232

front panel
I/O



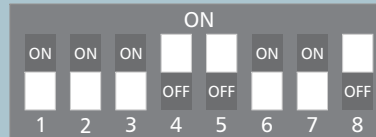
RS-485
full duplex mode
Rx line terminated
driver permanently enabled

front panel
I/O



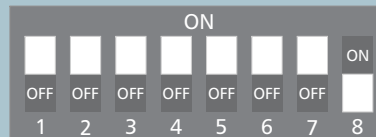
RS-485
half duplex mode
no line termination
driver enabled with RTS

front panel
I/O



RS-485
half duplex mode
Rx line termination
driver enabled with RTS

rear
I/O



UART
TTL level signals
directed to
backplane connector